

(1)(a) Statement Showing Shareholding Pattern

Name of the Company: USG Tech Solutions Limited (Formerly V & K Softech Limited)

Scrip Code, Name of the scrip, class of security: 532402, USGTECH, Equity

Quarter ended: 31st December, 2011

Partly paid-up shares:-	No. of partly paid-up shares	As a % of total no. of partly paid-up shares	As a % of total no. of shares of the company
Held by promoter/promoter group	0	0	0
Held by public	0	0	0
Total - D	0	0	0

Outstanding convertible securities:-	No. of outstanding securities	As a % of total no. of outstanding convertible securities	As a % of total no. of shares of the company, assuming full conversion of the convertible securities
Held by promoter/promoter group	0	0	0
Held by public	0	0	0
Total - E	0	0	0

Warrants:-	No. of warrants	As a % of total no. of warrants	As a % of total no. of shares of the company, assuming full conversion of warrants
Held by promoter/promoter group	0	0	0
Held by public	25300000	100	70.37
Total - F	25300000	100	70.37

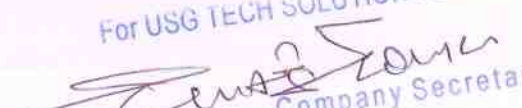
Total paid-up capital of the company, assuming full conversion of warrants and convertible securities	359508000
---	-----------

CERTIFIED TRUE COPY

FOR USG TECH SOLUTIONS LIMITED


Company Secretary

Statement Showing Shareholding Pattern								
Category code	Category of Shareholder	Number of Shareholders	Total number of shares	Number of shares held in dematerialized form	Total shareholding as a percentage of total number of shares		Shares Pledged or otherwise encumbered	
					As a percentage of (A+B) ¹	As a percentage of (A+B+C)	Number of shares	As a percentage
(I)	(II)	(III)	(IV)	(V)	(VI)	(VII)	(VIII)	(IX) = (VIII)/(IV)*100
(A)	Shareholding of Promoter and Promoter Group ²							
1.00	Indian							
(a)	Individuals/ Hindu Undivided Family	2	2439582	2439582	22.91	22.91	0	0.00
(b)	Central Government/ State Government(s)	0	0	0	0.00	0.00	0	0.00
(c)	Bodies Corporate	0	0	0	0.00	0.00	0	0.00
(d)	Financial Institutions/ Banks	0	0	0	0.00	0.00	0	0.00
(e)	Any Others(Specify)	0	0	0	0.00	0.00	0	0.00
(e-i)								
(e-ii)								
	Sub Total(A)(1)	2	2439582	2439582	22.91	22.91	0	0.00
2.00	Foreign							
a	Individuals (Non-Residents Individuals/ Foreign Individuals)	0	0	0	0.00	0.00	0	0.00
b	Bodies Corporate	0	0	0	0.00	0.00	0	0.00
c	Institutions	0	0	0	0.00	0.00	0	0.00
d	Any Others(Specify)	0	0	0	0.00	0.00	0	0.00
d-i								
d-ii								
	Sub Total(A)(2)	0	0	0	0.00	0.00	0	0.00
	Total Shareholding of Promoter and Promoter Group (A) = (A)(1)+(A)(2)	2	2439582	2439582	22.91	22.91	0	0.00
(B)	Public shareholding							
1.00	Institutions							
(a)	Mutual Funds/ UTI	1	354073	354073	3.32	3.32	0	0.00
(b)	Financial Institutions / Banks	1	118919	118919	1.12	1.12	0	0.00
(c)	Central Government/ State Government(s)	0	0	0	0.00	0.00	0	0.00
(d)	Venture Capital Funds	0	0	0	0.00	0.00	0	0.00
(e)	Insurance Companies	0	0	0	0.00	0.00	0	0.00
(f)	Foreign Institutional Investors	0	0	0	0.00	0.00	0	0.00
(g)	Foreign Venture Capital Investors	0	0	0	0.00	0.00	0	0.00
(h)	Any Other (specify)	0	0	0	0.00	0.00	0	0.00
(h-i)								
(h-ii)								
	Sub-Total (B)(1)	2	472992	472992	4.44	4.44	0	0.00
B 2	Non-institutions							
(a)	Bodies Corporate	89	1920879	1320879	18.04	18.04	0	0.00
(b)	Individuals				0.00	0.00	0	0.00
i	Individuals-i. Individual shareholders holding nominal share capital up to Rs 1 lakh	1016	1362693	1331682	12.79	12.79	0	0.00
ii	Individual shareholders holding nominal share capital in excess of Rs. 1 lakh.	87	4437559	4367559	41.66	41.66	0	0.00
(c)	Any Other (specify)	7	17095	17095	0.16	0.16	0	0.00
(c-i)								
(c-ii)								
	Sub-Total (B)(2)	1199	7738226	7037215	72.65	72.65	0	0.00
(B)	Total Public Shareholding (B) = (B)(1)+(B)(2)	1201	8211218	7510207	77.09	77.09	0	0.00
	TOTAL (A)+(B)	1203	10650800	9949789	100.00	100.00	0	0.00

CERTIFIED TRUE COPY
 For USG TECH SOLUTIONS LIMITED

 Company Secretary

	Shares held by Custodians and against which Depository Receipts have been issued							
1.00	Promoter and Promoter Group	0	0	0	0.00	0.00	0	0.00
2.00	Public	0	0	0	0.00	0.00	0	0.00
	Sub-Total (C)	0	0	0	0.00	0.00	0	0.00
	GRAND TOTAL (A)+(B)+(C)	1203	10650800	9949789	100.00	100.00	0	0.00

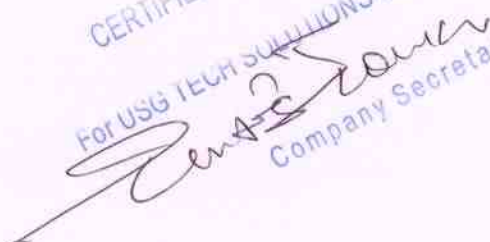
CERTIFIED TRUE COPY
 For USG TECH SOLUTIONS LIMITED

 Company Secretary

(1)(b) Statement showing holding of securities (including shares, warrants, convertible securities) of persons belonging to the category "Promoter and Promoter Group"

Sr.	Name of the shareholder	Details of Shares held		Encumbered shares (*)			Details of warrants		Details of convertible securities		Total shares (including underlying shares assuming full conversion of warrants and convertible securities) as a % of diluted share capital
		Number of shares held	As a % of grand total (A)+(B)+(C)	No.	As a percentage	As a % of grand total (A)+(B)+(C) of sub-clause (1)(a)	Number of warrants held	As a % total number of warrants of the same class	Number of convertible securities held	As a % total number of convertible securities of the same class	
(I)	(II)	(III)	(IV)	(V)	(VI)=(V)/(III)*100	(VII)	(VIII)	(IX)	(X)	(XI)	(XII)
1	SERVESH GUPTA	1396882	13.12	0	0.00	0.00	0	0	0	0	3.88
2	SATISH KUMAR GUPTA	1042700	9.79	0	0.00	0.00	0	0	0	0	2.9
TOTAL		2439582	22.91	0	0.00	0.00	0	0	0	0	6.78

(*) The term "encumbrance" has the same meaning as assigned to it in regulation 28(3) of the SAST Regulations, 2011.

CERTIFIED TRUE COPY
 For USG TECH SOLUTIONS LIMITED

 Company Secretary

(1)(c)(i) Statement showing holding of securities (including shares, warrants, convertible securities) of persons belonging to the category "Public" and holding more than 1% of the total number of shares

Sr. No.	Name of the shareholder	Number of shares held	Shares as a percentage of total number of shares (i.e., Grand Total (A)+(B)+(C) indicated in Statement at para (1)(a) above)	Details of warrants		Details of convertible securities		Total shares (including underlying shares assuming full conversion of warrants and convertible securities) as a % of diluted share capital
				Number of warrants held	As a % total number of warrants of the same class	Number of convertible securities held	% w.r.t total number of convertible securities of the same class	
1	M/S SIBAR SOFTWARE SERVICES (INDIA) LTD	600000	5.63	0	0	0	0.00	1.67
2	UTI-OPPORTUNITIES FUND	354073	3.32	0	0	0	0.00	0.98
3	VANDITA SARAF	350000	3.29	0	0	0	0.00	0.97
4	CHANKYA APPAREL PVT. LTD.	252500	2.37	0	0	0	0.00	0.7
5	COSMO CORPORATE SERVICES LTD.	200000	1.88	0	0	0	0.00	0.56
6	DEEPINDER SINGH POONIAN	188318	1.77	0	0	0	0.00	0.52
7	TIKAM SARAF	150100	1.41	0	0	0	0.00	0.42
8	UDAY KIRAN DEVINENI	144425	1.36	0	0	0	0.00	0.4
9	V NALINI RAMESH	125200	1.18	0	0	0	0.00	0.35
10	ADMINISTRATOR OF THE SPECIFIED UNDERTAKING OF THE UNIT TRUST OF INDIA- UNIT SCHEME 1964	118919	1.12	0	0	0	0.00	0.33
11	N KRISHNA PRASAD	110000	1.03	0	0	0	0.00	0.31
12	Raj Kumar Jain	0	0.00	500000	1.98	0	0.00	1.39
13	Gaurav Jain	0	0.00	500000	1.98	0	0.00	1.39
14	Urmila Goel	0	0.00	500000	1.98	0	0.00	1.39
15	Promila Goel	0	0.00	500000	1.98	0	0.00	1.39
16	Charu Goel	0	0.00	500000	1.98	0	0.00	1.39
17	Prateek Goel	0	0.00	500000	1.98	0	0.00	1.39
18	Rohit Goel	0	0.00	500000	1.98	0	0.00	1.39
19	Yogesh Agarwal	0	0.00	500000	1.98	0	0.00	1.39
20	Renu Gupta	0	0.00	500000	1.98	0	0.00	1.39
21	Shivani Gupta	0	0.00	500000	1.98	0	0.00	1.39
22	Sunita Jindal	0	0.00	2100000	8.3	0	0.00	5.84
23	Naresh Bansal	0	0.00	2100000	8.3	0	0.00	5.84
24	Padma Bansal	0	0.00	2100000	8.3	0	0.00	5.84
25	Arun Garg	0	0.00	2100000	8.3	0	0.00	5.84
26	Neeru Garg	0	0.00	2100000	8.3	0	0.00	5.84
27	Vipin Gupta	0	0.00	2100000	8.3	0	0.00	5.84
28	Radhika Gupta	0	0.00	2100000	8.3	0	0.00	5.84
29	Anil Kumar Jindal	0	0.00	2100000	8.3	0	0.00	5.84
TOTAL		2593535	24.35	21800000	86.2	0	0	67.83

CERTIFIED TRUE COPY

For USG TECH SOLUTIONS LIMITED


Renu Tom
Company Secretary

(1)(c)(ii) Statement showing holding of securities (including shares, warrants, convertible securities) of persons (together with PAC) belonging to the category "Public" and holding more than 5% of the total number of shares of the company

Sr. No.	Name(s) of the shareholder(s) and the Persons Acting in Concert (PAC) with them	Number of shares	Shares as a percentage of total number of shares (i.e., Grand Total (A)+(B)+(C) Indicated in Statement at para (1)(a) above)	Details of warrants		Details of convertible securities		Total shares (including underlying shares assuming full conversion of warrants and convertible securities) as a % of diluted share capital
				Number of warrants	As a % total number of warrants of the same class.	Number of convertible securities held	% w.r.t total number of convertible securities of the same class	
1	M/S SIBAR SOFTWARE SERVICES (INDIA) LTD	600000	5.63	0	0	0	0	1.67
2	Urmila Goel	0	0.00	500000	1.98	0	0	1.39
3	Promila Goel	0	0.00	500000	1.98	0	0	1.39
4	Charu Goel	0	0.00	500000	1.98	0	0	1.39
5	Prateek Goel	0	0.00	500000	1.98	0	0	1.39
6	Rohit Goel	0	0.00	500000	1.98	0	0	1.39
7	Anil Kumar Jindal	0	0.00	2100000	8.3	0	0	5.84
8	Sunita Jindal	0	0.00	2100000	8.3	0	0	5.84
9	Arun Garg	0	0.00	2100000	8.3	0	0	5.84
10	Neeru Garg	0	0.00	2100000	8.3	0	0	5.84
11	Vipin Gupta	0	0.00	2100000	8.3	0	0	5.84
12	Radhika Gupta	0	0.00	2100000	8.3	0	0	5.84
13	Naresh Bansal	0	0.00	2100000	8.3	0	0	5.84
14	Padma Bansal	0	0.00	2100000	8.3	0	0	5.84
Total		600000	5.63	19300000	76.3	0	0	49.5

CERTIFIED TRUE COPY

FOR USG TECH SOLUTIONS LIMITED


Company Secretary

Notes

With reference to Public (I)(c)(ii) the following Warrant Holders are PAC:

Urmila Goel, Promila Goel, Charu Goel, Prateek Goel & Rohit Goel


Anil Kumar Jindal & Sunita Jindal

Arun Garg & Neeru Garg

Vipin Gupta & Radhika Gupta

Naresh Bansal & Padma Bansal

CERTIFIED TRUE COPY


FOR USG TECHNOLOGIES LIMITED

Company Secretary

(1)(d) Statement showing details of locked-in shares

Sr. No.	Name of the shareholder	Number of locked-in shares	Locked-in shares as a percentage of total number of shares (i.e., Grand Total (A)+(B)+(C) indicated in Statement at para (1)(a) above)
1	SERVESH GUPTA	896882	8.42
TOTAL		896882	8.42

CERTIFIED TRUE COPY

INDIAN TRADING SOLUTIONS LIMITED


Company Secretary

(II)(a) Statement showing details of Depository Receipts (DRs)

Sr. No.	Type of outstanding DR (ADRs, GDRs, SDRs, etc.)	Number of outstanding DRs	Number of shares underlying outstanding DRs	Shares underlying outstanding DRs as a percentage of total number of shares (i.e., Grand Total (A)+(B)+(C) indicated in Statement at para (I)(a) above)
.....NIL.....NIL.....NIL.....NIL.....NIL.....

CERTIFIED TRUE COPY

For USG TECH SOLUTIONS LIMITED


Company Secretary

(H)(b) Statement showing holding of Depository Receipts (DRs), where underlying shares held by "promoter/promoter group" are in excess of 1% of the total number of shares

Sr. No.	Name of the DR Holder	Type of outstanding DR (ADRs, GDRs, SDRs, etc.)	Number of shares underlying outstanding DRs	Shares underlying outstanding DRs as a percentage of total number of shares [i.e., Grand Total (A)+(B)+(C) indicated in Statement at para (I)(a) above]
NIL	NIL	NIL	NIL	NIL

CERTIFIED TRUE COPY

FOR USG TECH SOLUTIONS LIMITED

[Handwritten Signature]

Company Secretary